

18,518-2

Hunt County, Texas
Office of the Auditor

PAYROLL REPORT

December 12th, 2023

FILED FOR RECORD
at 1:30 o'clock P M

DEC 12 2023

BECKY LANDRUM
County Clerk, Hunt County, Tex.
By 

I approve the following payroll and hereby request the Court's approval.


Mary Corcoran, County Auditor


SUMMARY OF PAYROLL REPORT TO BE APPROVED

The Commissioners Court of Hunt County hereby approves the attached payroll report prepared by the respective county officials for the pay period ended December 9th, 2023


Total Payroll

\$ 1,065,553.74

APPROVED BY COMMISSIONERS COURT:



Mark Hutchins, Comm., Pct #1


~~Bobby Stovall, Hunt County Judge Pro-Tem~~
Phillip Martin


Signed as Judge Pro-Tem
Phillip Martin, Comm., Pct #3




David Monroe, Comm., Pct #2


Steven Harrison, Comm., Pct #4

ATTEST:


Becky Landrum, County Clerk

12-12-23
Date

DEPT: ALL

PAYROLL NO#: 01

PAY PERIOD BEGINNING: 11/26/2023

PAY PERIOD ENDING: 12/09/2023

** (CONTINUED) **

DATE	ORG	FUND	ACCOUNT	CODE/RATE	HOURLY RATE	HOURS	AMOUNT		
APO	0.00		250.00		SEB SEB	355.00			
CTRP	0.00		2,100.00		SEC SEC	1822.50			
TRSC	32.00		0.00		UNC UNC	77.73			
FUNE	8.00		0.00		VOL VOL	758.50			
HOPA	1,384.00		35,735.06						
INTR	0.00		90.00						
RCST	0.00		41.37						
S/B	29.40		0.00						
SCAP	0.00		307.70						
TOTALS:	6,750.34	1064,855.49			698.25	118923.96	352588.29	163,357.08	76748.32

-----DEPARTMENT RECAP-----

DEPT NO#	GROSS	REGULAR	OVERTIME	LEAVE	OTHER	BENEFITS	DEDUCTIONS	TAXES	NET
10-0100	11,711.38	10,124.84	0.00	0.00	1,586.54	0.00	1,323.12	2,081.50	8,306.76
10-0200	1,973.23	1,973.23	0.00	0.00	0.00	0.00	567.23	257.46	1,148.54
10-0201	5,656.35	5,522.12	0.00	0.00	69.23	65.00	420.78	1,011.54	4,159.03
10-0300	27,422.89	26,949.58	0.00	38.69	434.62	0.00	3,253.48	3,869.43	20,299.98
10-0400	17,878.29	14,307.15	0.00	0.00	3,571.14	0.00	1,998.57	3,199.64	12,680.08
10-0402	18,016.77	14,307.15	0.00	0.00	3,709.62	0.00	2,427.10	2,985.39	12,604.28
10-0500	11,481.86	10,806.85	0.00	0.00	675.01	0.00	1,270.44	1,901.64	8,309.78
10-0600	12,046.95	10,806.85	0.00	0.00	1,240.10	0.00	1,019.35	2,298.57	8,729.03
10-0700	23,530.44	23,138.13	0.00	0.00	392.31	0.00	3,307.16	3,612.33	16,610.95
10-0800	9,866.24	9,065.99	0.00	0.00	800.25	0.00	1,312.39	1,456.37	7,097.48
10-0900	8,917.60	8,153.50	0.00	0.00	764.10	0.00	1,661.67	1,286.92	5,969.01
10-1000	7,045.63	6,362.30	0.00	0.00	683.33	0.00	1,132.21	798.06	5,115.36
10-1100	5,522.40	4,781.38	0.00	0.00	741.02	0.00	453.83	800.15	4,268.42
10-1200	7,535.80	6,738.03	0.00	143.28	654.49	0.00	648.28	1,118.52	5,769.00
10-1234	6,462.66	6,462.66	0.00	0.00	0.00	0.00	1,109.24	780.45	4,572.97
10-1300	44,251.80	39,960.51	0.00	0.00	4,167.54	123.75	4,524.92	7,461.47	32,141.66
10-1400	40,406.30	36,621.09	0.00	12.66	3,772.55	0.00	4,898.57	6,959.76	28,547.97
10-1500	20,405.08	19,914.00	0.00	41.08	450.00	0.00	1,915.08	3,759.12	14,730.88
10-1600	8,139.37	7,678.05	0.00	69.01	392.31	0.00	608.14	1,237.37	6,293.86
10-1700	43,073.16	41,895.96	0.00	75.29	1,101.91	0.00	6,761.31	5,972.98	30,338.87
10-1800	20,874.76	20,169.37	0.00	458.27	184.62	62.50	2,247.38	3,357.03	15,207.85
10-1900	194,681.44	158,138.48	0.00	5,969.39	30,448.57	125.00	21,157.32	29,655.53	143,743.59
10-2000	207,018.56	172,306.43	0.00	3,845.10	30,867.03	0.00	22,051.66	34,630.30	150,336.60
10-2200	10,327.28	9,902.02	0.00	217.57	207.69	0.00	1,170.50	1,360.30	7,796.48
10-2300	3,675.39	3,675.39	0.00	0.00	0.00	0.00	188.16	418.11	3,069.12
10-2400	12,417.24	11,417.22	0.00	0.00	1,000.02	0.00	1,265.65	1,862.79	9,288.80
10-2500	2,857.15	2,805.23	0.00	0.00	51.92	0.00	230.81	451.73	2,174.61
10-2600	2,805.23	2,805.23	0.00	0.00	0.00	0.00	196.80	490.88	2,117.55
10-2700	6,763.66	6,688.65	0.00	0.00	75.01	0.00	574.55	715.42	5,473.69
10-2800	2,100.00	0.00	0.00	0.00	2,100.00	0.00	0.00	270.57	1,829.43

DEPT: ALL

PAYROLL NO#: 01

PAY PERIOD BEGINNING: 11/26/2023

PAY PERIOD ENDING: 12/09/2023

-----DEPARTMENT RECAP-----

DEPT NO#	GROSS	REGULAR	OVERTIME	LEAVE	OTHER	BENEFITS	DEDUCTIONS	TAXES	NET
10-3000	7,388.02	6,533.54	0.00	0.00	854.48	0.00	521.34	1,314.64	5,552.04
10-3100	13,604.80	13,496.15	0.00	0.00	46.15	62.50	1,659.71	1,678.93	10,203.66
10-3200	8,573.74	8,277.58	0.00	0.00	296.16	0.00	1,187.61	1,540.83	5,845.30
10-3400	43,511.97	33,764.10	0.00	22.27	9,725.60	0.00	668.49	1,887.16	40,956.32
10-4000	19,910.97	16,696.51	0.00	154.81	3,059.65	0.00	5,615.44	3,888.96	10,406.57
10-5100	5,667.31	5,563.46	0.00	0.00	103.85	0.00	1,088.75	950.19	3,628.37
10-5200	8,704.29	7,827.95	0.00	320.56	555.78	0.00	1,176.11	1,437.01	6,091.17
10-5900	4,731.38	4,538.69	0.00	0.00	132.69	60.00	442.96	707.10	3,521.32
15-5500	6,320.48	5,891.02	0.00	139.08	290.38	0.00	658.63	891.89	4,769.96
20-4100	280.77	0.00	0.00	0.00	280.77	0.00	0.00	33.98	246.79
21-3500	24,992.20	23,080.16	0.00	63.20	1,791.34	57.50	1,961.66	3,168.60	19,804.44
22-3600	30,944.53	29,128.30	0.00	0.00	1,756.73	59.50	2,704.42	4,608.41	23,572.20
23-3700	27,727.71	25,815.39	0.00	0.00	1,854.82	57.50	2,943.32	4,736.55	19,990.34
24-3800	31,684.17	29,531.66	0.00	18.86	2,108.65	25.00	3,706.96	4,878.99	23,073.22
26-2200	2,326.92	2,326.92	0.00	0.00	0.00	0.00	165.26	292.46	1,869.20
26-4800	7,583.72	7,514.49	0.00	0.00	69.23	0.00	939.26	1,029.23	5,615.23
81-0300	1,523.08	1,523.08	0.00	0.00	0.00	0.00	293.37	213.64	1,016.07
82-5200	100.00	100.00	0.00	0.00	0.00	0.00	0.00	7.65	92.35
95-7100	25,112.77	23,906.69	0.00	32.08	1,174.00	0.00	3,494.97	4,029.53	17,588.27
TOTALS	1,065,553.74	938,993.08	0.00	11,621.20	114,241.21	698.25	118,923.96	163,357.08	782,574.45

REGULAR INPUT: 503

MANUAL INPUT: 0

CHECK STUB COUNT: 3

DIRECT DEPOSIT STUB COUNT: 500